


2 Shin-Kurobe Station

Approx. 10 minutes to transfer from Kurobe-Unazukionsen Station (JR Hokuriku Shinkansen)



At Kurobe-Unazukionsen Station (JR Hokuriku Shinkansen), exit the ticket gate and walk toward the South Exit.



Keep walking straight toward the South Exit. (You will see the Kurobe Tourist Center and Gallery outside the East Exit.)

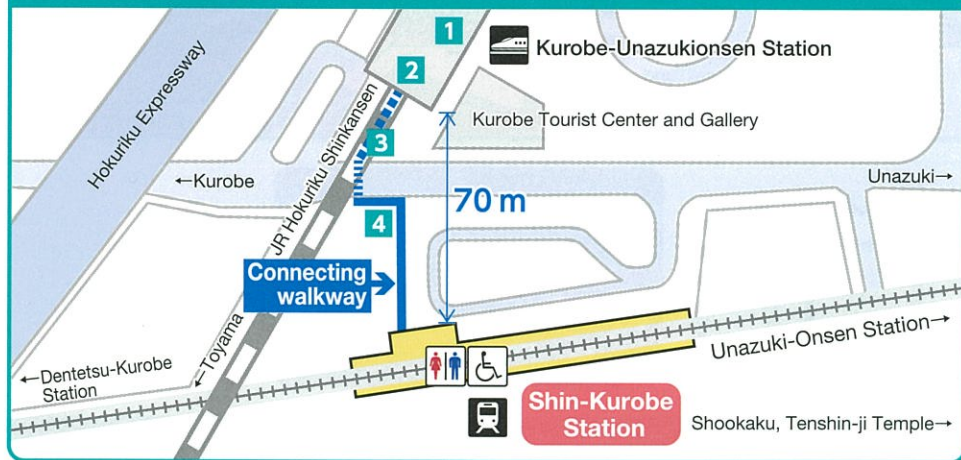


Exit from the South Exit, and cross at the crosswalk under the overpass.



Walk along the covered connecting walkway to get to Shin-Kurobe Station.

Area surrounding Shin-Kurobe Station



3 Shin-Uozu Station

Approx. 15 minutes to transfer from Uozu Station (Ainokaze Toyama Railway)



At Uozu Station (Ainokaze Toyama Railway), exit the ticket gate and turn left, following the sign.



Go straight and then down the stairs toward the underground.




Walk along the underpass. When you see the sign for Shin-Uozu Station, follow it and go up the stairs to the left.



You will find Shin-Uozu Station when you reach the top of the stairs.


Must-See Spots along the Toyama Chihou Railway




1 Toyama Castle Park
Near Dentetsu-Toyama Station
This park is located in the center of Toyama City, featuring the castle tower, moat, and surrounding lush greenery.



2 Fugan Canal Kansui Park
Near Dentetsu-Toyama Station
Located alongside the Fugan Canal, this park is a relaxation spot surrounded by greenery and water. The view from the symbolic Tenmon-kyo Bridge is really exceptional.



3 Hotaruika (firefly squid) Museum
Near Namerikawa Station
Toyama is famous for firefly squid, and this museum introduces them through videos and panel displays. It holds an illumination show using real firefly squid in spring.



4 Uozu Buried Forest Museum
Near Shin-Uozu Station
This museum displays massive tree roots, discovered at the bottom of the sea, that showcase their long history from ancient times and the vital energy of trees.



5 Oiwasan Nisseki-ji Temple
Near Kamiichi Station
This temple is the headquarters of the Shingon Esoteric Sect in the Hokuriku region, and is known as a spiritual spot. It offers a host of interesting features, such as the sublime Fudo Myo-i image carved on natural rock.



6 Oyama Shrine Maedate Shadan
Near Iwakuraji Station
This shrine with the largest main hall in the Hokuriku region enshrines the god of holy Mt. Tateyama. The extensive grounds exude a dignified atmosphere all year round.



7 Shomyo Falls
Near Tateyama Station
This dynamic mist enshrouded waterfall is the tallest in Japan with a drop of 350 meters. Designated a National Scenic Beauty and Natural Monument.



8 Unazuki Onsen Hot Spring Resort
Near Unazuki-Onsen Station
This resort serves as the starting point of a trip to Kurobe Gorge. There is a foot bath on the platform of Unazuki-Onsen Station, designed by Eiji Mitooka, a noted industrial designer.



9 Kurobe Gorge
Near Unazuki-Onsen Station
This gorge, known for its spectacular views, can be reached by trains of the Kurobe Gorge Railway that stretches approx. 20 km from Unazuki to Keyakidaira. These trains operate between late April and the end of November only.

Train Fares between Major Stations (as of April 1, 2018)

	Dentetsu-Toyama	Terada	Shin-Kurobe	Unazuki-Onsen	Tateyama
Dentetsu-Toyama		¥520 (¥260)	¥1,180 (¥590)	¥1,840 (¥920)	¥1,200 (¥600)
Terada	¥520 (¥260)		¥1,180 (¥590)	¥1,580 (¥790)	¥1,020 (¥510)
Shin-Kurobe	¥1,180 (¥590)	¥1,180 (¥590)		¥630 (¥320)	¥1,890 (¥950)
Unazuki-Onsen	¥1,840 (¥920)	¥1,580 (¥790)	¥630 (¥320)		¥2,100 (¥1,050)
Tateyama	¥1,200 (¥600)	¥1,020 (¥510)	¥1,890 (¥950)	¥2,100 (¥1,050)	

(A limited express fee of ¥210 for the entire segment of travel, and ¥110 for a partial segment of travel, will apply.) * Prices in () are for children

Free Passes

Convenient one-day passes for trains are available. Ideal for visitors who plan to go sightseeing around Toyama.



(Apr-Nov) (Dec-Mar)

Price	Apr-Nov: ¥2,500 Dec-Mar: ¥2,000 Half price for children
Validity period	1 day
Valid routes	All railways and trams (including non-reserved limited express fee)
Sales locations	Toyama Chitetsu Ticket Center; Dentetsu-Toyama, Shin-Kurobe, Unazuki-Onsen, Tateyama and other manned stations

For inquiries

Toyama Chihou Railway
Tel.076-432-5540 <http://www.chitetsu.co.jp>

Toyama Chitetsu

User Guide



Welcome to Toyama!

Toyama Chitetsu (Toyama Chihou Railway) has a number of scenic places located along its route, such as the Toyama Plain filled with rice fields, the majestic Tateyama Mountain Range, Toyama Bay which is famous for its mirage, and the relaxing Unazuki Onsen Hot Spring Resort. This User Guide includes a lot of useful information to help you get the greatest enjoyment and pleasure for your journeys on our trains.



Toyama Chihou Railway

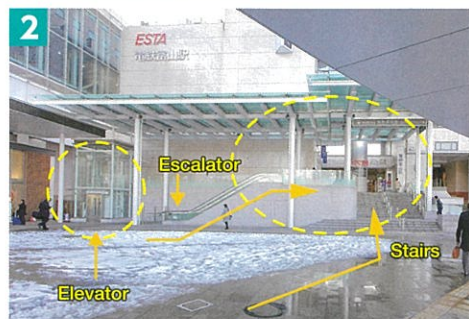
How to Transfer between Stations

1 Dentetsu-Toyama Station

Approx. 15 minutes to transfer from Toyama Station (JR Hokuriku Shinkansen)



At JR Toyama Station, exit from the South Exit, and turn left in front of the bus and taxi stand.



Walk toward the stairs or the escalator for the building indicated ESTA Dentetsu-Toyama Station.

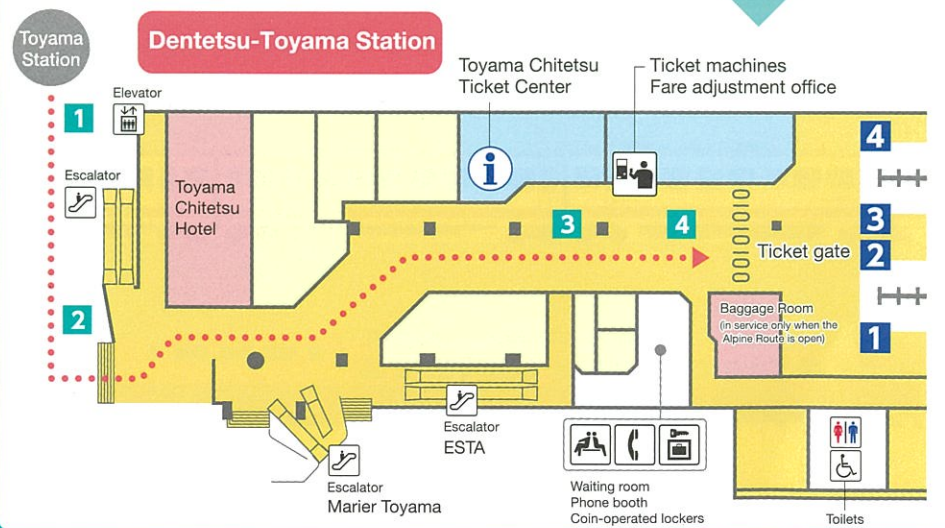
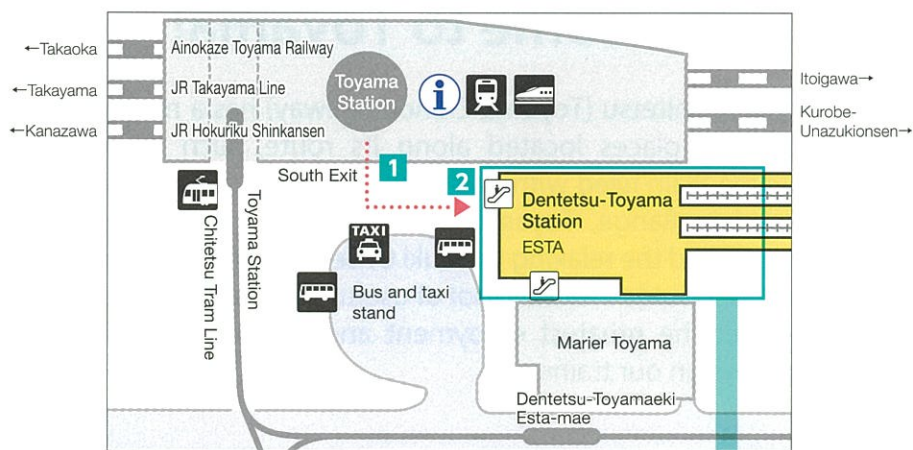


Go inside Dentetsu-Toyama Station, and purchase a train ticket from the ticket machine, or a pass at the counter.



Show your ticket or pass at the ticket gate. If you have a pass, show the side on which the date is indicated.

Area surrounding Dentetsu-Toyama Station



Route Map



- Main Line
- Tateyama Line
- Fujikoshi/Kamidaki Line
- Station where Limited Express stops
- Station where Alps Express stops
- Tourist spot

5 Tateyama Station

Approx. 3 minutes to transfer to the Tateyama Cable Car



Exit the ticket gate, and go up the stairs in front of you.



You will find the Cable Car ticket gate on your left when you reach the top of the stairs. Exit the station, and you will find ticket machines down the stairs and to the left.

6 Unazuki-Onsen Station

Approx. 10 minutes to transfer to Unazuki Station (Kurobe Gorge Railway)



Go down the stairs, or use the elevator, and walk in the opposite direction to the hot spring spout.



Go up the gentle slope for approx. 200 m following the direction of the arrow.



Keep walking, and you will find the sign for the Kurobe Gorge Railway in front of you.

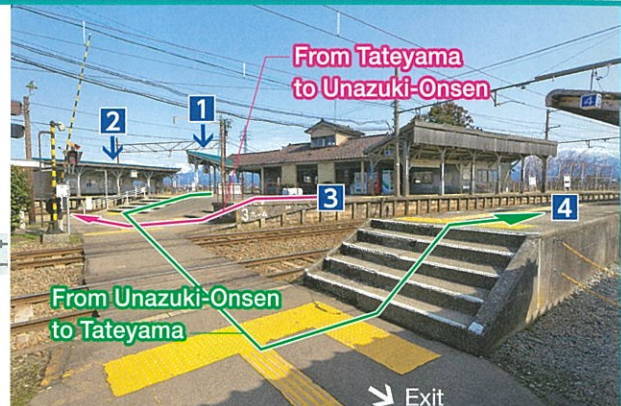


Keep walking until you reach Unazuki Station (Kurobe Gorge Railway).



Kuronagi Hot Spring (Kurobe Gorge)

Foot bath on the platform



Tateyama Kurobe Alpine Route

This mountainous tourist route, stretching approx. 90 km between Toyama and Omachi, Nagano, was made to allow travelers to traverse the Northern Japan Alps with its 3,000-m class mountains using six modes of transportation. The entire route is open for service from mid-April to the end of November.